


UMTS DUAL POLARISED, TRISECTOR ANTENNA VARIABLE ELECTRICAL DOWNTILT UMTS XP/3X65/17/VET TYPE 2292-999-92



- ❑ 3 X 65 DEGREE SECTORS
- ❑ VARIABLE ELECTRICAL DOWNTILT (VET)
- ❑ TRI-SECTOR MONOPOLE MOUNTING

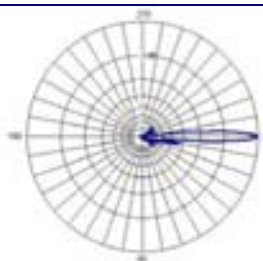
The Tri-Sector antenna system is an array of 3 x 65 degree antennas mounted within a cylindrical radome. The diameter is 200mm, providing a very low profile to ease planning applications. The individual arrays are supplied with variable electrical downtilt to allow on-site optimisation. Six RF connectors are provided on the base of the unit.

TECHNICAL SPECIFICATION (EACH SECTOR)

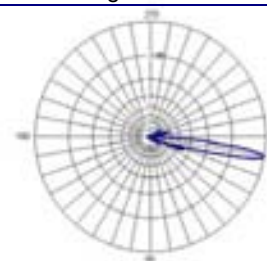
Frequency	1900-2170MHz		
Variable Electrical Downtilt	0°-10° Continuously Adjustable		
VSWR	<1.5:1		
Isolation	>30dB Nominal (>28dB @ 0° tilt)		
Tilt	0°	4°	10°
Gain	16.5dBi	16.9dBi	16.3dBi
Horizontal Beamwidth	65°	65°	65°
Vertical Beamwidth	7°	7°	7°
Upper Sidelobe Suppression (20° above beam peak)	18dB max	15dB max	13dB max
Front-to-Back Ratio (Co-Polar)	>24dB	>25dB	>25dB
Tilt Adjustment	Manual at base of antenna		
Power Rating	160W		
Connectors (bottom)	6 x 7/16" DIN female		
Dimensions (LengthxDiameter)	1350 x 200mm		
Wind Loading	400N @ 45m/s		
Operational Wind Speed	45m/s		
Survival Wind Speed	56m/s		
Weight	20kg		
Mounting Brackets	In-line monopole mounting		



Azimuth plot showing three sectors



Elevation plot (0° tilt)



Elevation plot (10° tilt)

RACAL ANTENNAS LTD

First Avenue, Millbrook Trading Estate, Southampton SO15 0LJ United Kingdom

Racal reserve the right to vary in detail from the description and specification in this publication. Issue: 06/06