

# WIDEBAND DUAL POLARISED, TRISECTOR ANTENNA VARIABLE ELECTRICAL DOWNTILT UMTS XP/3x65/18/VET TYPE 1092

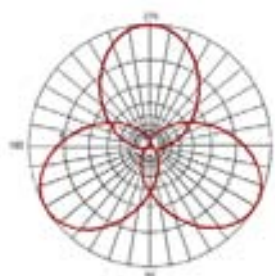


- ❑ LOW PROFILE – 200MM DIAMETER RADOME
- ❑ VARIABLE ELECTRICAL DOWNTILT (VET)
- ❑ RET UPGRADE AVAILABLE

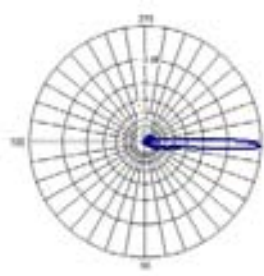
The Wideband Tri-Sector antenna system is an array of 3 x 65 degree antennas mounted within a cylindrical 200mm diameter radome. The individual arrays are supplied with variable electrical downtilt to allow on-site optimisation. RET units can be factory fitted or retrofitted in the field. Six RF connectors are provided on the base of the unit.

## TECHNICAL SPECIFICATION (EACH SECTOR)

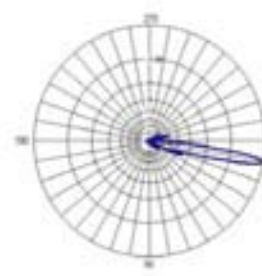
Frequency	1710-1880MHz	1850-1990MHz	1900-2170MHz
Gain dBi (nominal)	17.4	17.8	18.0
Polarisation	+45°, -45°	+45°, -45°	+45°, -45°
Horizontal Beamwidth	66°	64°	62°
Vertical Beamwidth	6°	5.7°	5.4°
Variable Electrical Downtilt	2°-10°	2°-10°	2°-10°
VSWR	<1.5:1	<1.5:1	<1.5:1
Isolation	>30dB	>30dB	>30dB
Upper Sidelobe Suppression (20° above beam peak)	>17dB	>16dB	>18dB
Front-to-Back Ratio (Co-Polar)	>25dB	>25dB	>25dB
Tilt Adjustment	Manual at base		
RET Upgrade Available	Yes (AISG Ver 1.1)		
Power Rating	200W		
Connectors (bottom)	6 x 7/16" DIN female		
Dimensions (Length x Diameter)	1850 x 200mm		
Wind Loading	930N @ 55m/s		
Wind Speed	45m/s Operational, 55m/s Survival		
Weight	25kg		
Mounting Options	In-line monopole mounting / Flange mounting		



Azimuth plot (three sectors)



Elevation plot (2° tilt)



Elevation plot (10° tilt)

### RACAL ANTENNAS LTD

First Avenue, Millbrook Trading Estate, Southampton SO15 0LJ United Kingdom

Racal reserve the right to vary in detail from the description and specification in this publication. Issue: 06/06